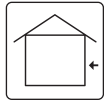
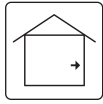


Zeichenerklärung Piktogramme

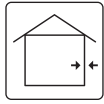
Anwendung



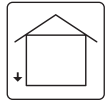
A.01
Wand aussen



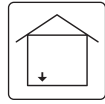
A.02
Wand innen



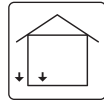
A.03
Wand aussen und innen



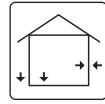
A.04
Boden aussen



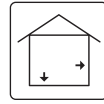
A.05
Boden innen



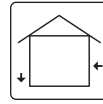
A.06
Boden aussen und innen



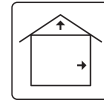
A.07
Wand und Boden aussen und innen



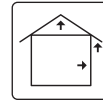
A.08
Wand und Boden innen



A.09
Wand und Boden aussen



A.10
Wand und Decke innen



A.11
Wand und Decke innen und Dachuntersicht

Verarbeitung



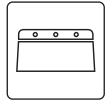
B.01
Rollen



B.02
Streichen mit Pinsel



B.03
Streichen mit Bürste




B.04
Japan-/Flächen-
spachtel



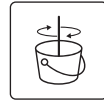
B.05
Spachteln mit
Glättkelle



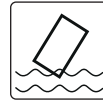
B.06
Becherpistole



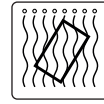
B.07
Airless/Airmix



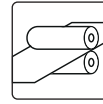
B.08
Vor Gebrauch gut
aufrühren



B.09
Tauchen



B.10
Fluten



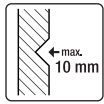
B.11
Maschinell



B.12
Vacumat

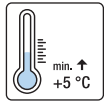


B.13
Kombi




B.14
Auftragsdicke


Verarbeitungsbedingung/Untergrundtemperatur



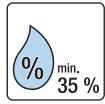
C.01
Verarbeitungstemperatur minimum



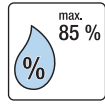
C.02
Verarbeitungstemperatur maximum



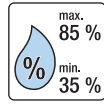
C.03
Verarbeitungstemperatur min./max.



C.04
Relative Luftfeuchtigkeit minimum



C.05
Relative Luftfeuchtigkeit maximum



C.06
Relative Luftfeuchtigkeit min./max.

Lösemittelgruppe

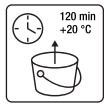


E.01
Wasserverdünnbar



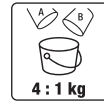
E.02
Lösemittelverdünnbar

Topfzeit

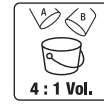


D.01
120 min/+20 °C

Mischverhältnis



G.01
Gewicht




G.02
Volumen



G.03
mit Wasser
verdünnt

Lagerbeständigkeit/Lagerbedingungen



F.01
Max. 24 Monate,
vor Frost, Sonne u.
Wasser schützen



F.02
Vor Frost schützen

QR-Code



Hinweis auf Produkt-Informationen,
Sicherheitsdatenblatt und Technisches Merblatt.